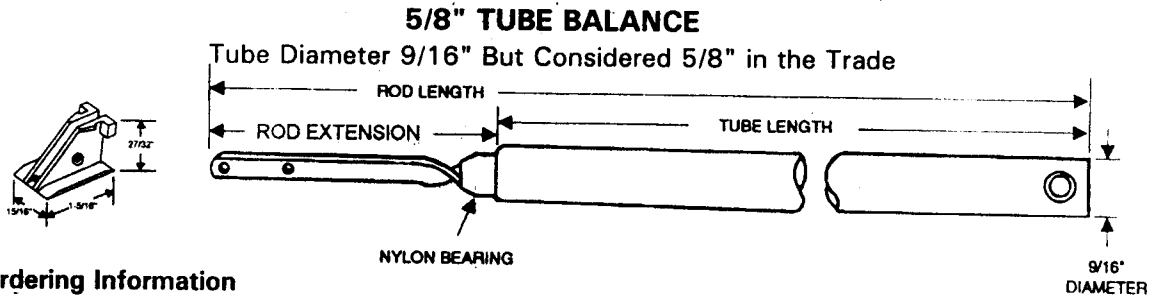


72 Series Tube Balance

ROBERT BROOKE AND ASSOCIATES



Ordering Information

- 1) Measure metal tube length. (Do not include nylon bearing)
- 2) Measure spiral rod length. (Make sure rod is flush with screw hole end of tube before measuring)
- 3) Identify the color of the bearing (e.g., white, red or blue); and select our corresponding part number from the chart below.
- 4) To identify the appropriate carrier or shoe to be attached and or other related accessories see page 33.

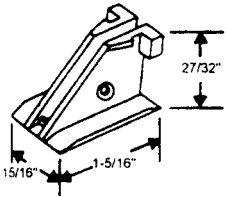
Note: Attached carriers and related accessories must be ordered separately. If you want the ends attached, add the letter "A" to the suffix of the part number when ordering.

585 SOUTH ETON ROAD, P.O. BOX 2010, BIRMINGHAM, MI 48012-2010
CALL: 1-800-642-2403 FAX: 1-800-642-2406 ASK FOR: GREG

72 Series Tube Balance

ROBERT BROOKE AND ASSOCIATES

CARRIERS



72-500 White
Portalumbe
72-501 Black
Keller

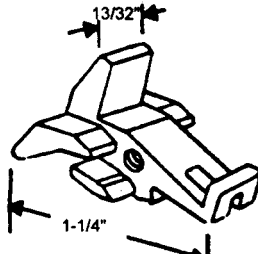
RIVETS



72-504
3/32" Diameter
3/8" Length



72-502
5/64" Diameter
3/8" Length



72-503
Silverline

DRIVE SCREW



20-016
5 x 5/16" Round Head

RETAINER SCREW



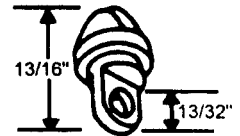
ACTUAL SIZE:
20-003
6 x 1/4" Truss Head

BALANCE SCREW



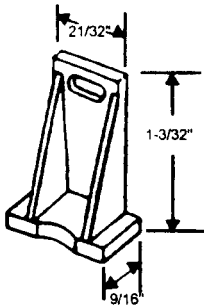
20-001

BALANCE CAP



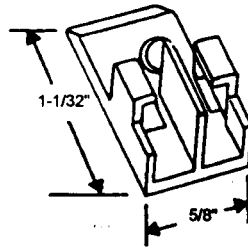
70-517

TOP SASH GUIDE



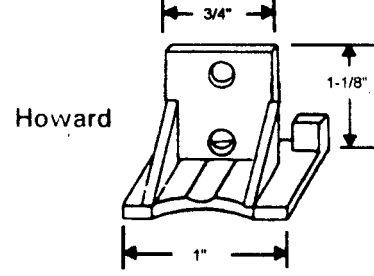
72-604
Keller

LOWER SASH CLIP



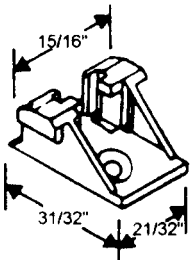
72-607
Howard

SASH CLIPS

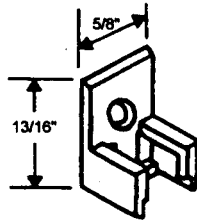


72-608 Opposite
72-609 Shown
Set

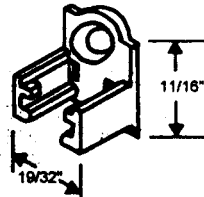
SASH CLIPS



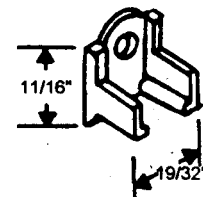
72-605A
Sold in Pairs Only
Keller



72-600
Portalumbe

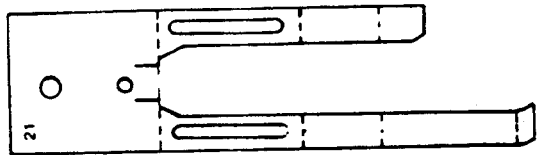


72-601

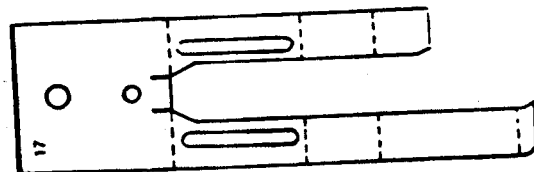


72-602

METAL RETAINERS



72-701



72-700

585 SOUTH ETON ROAD, P.O. BOX 2010, BIRMINGHAM, MI 48012-2010
CALL: 1-800-642-2403 FAX: 1-800-642-2406 ASK FOR: GREG